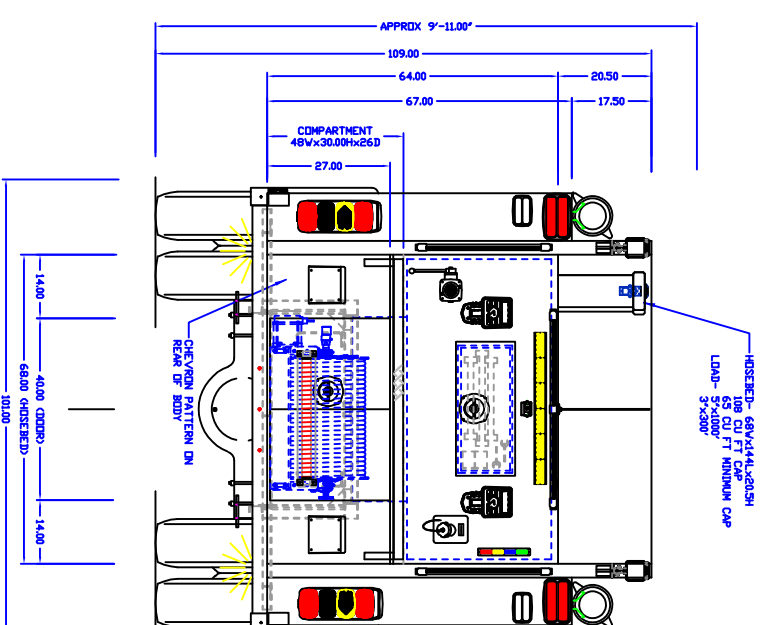
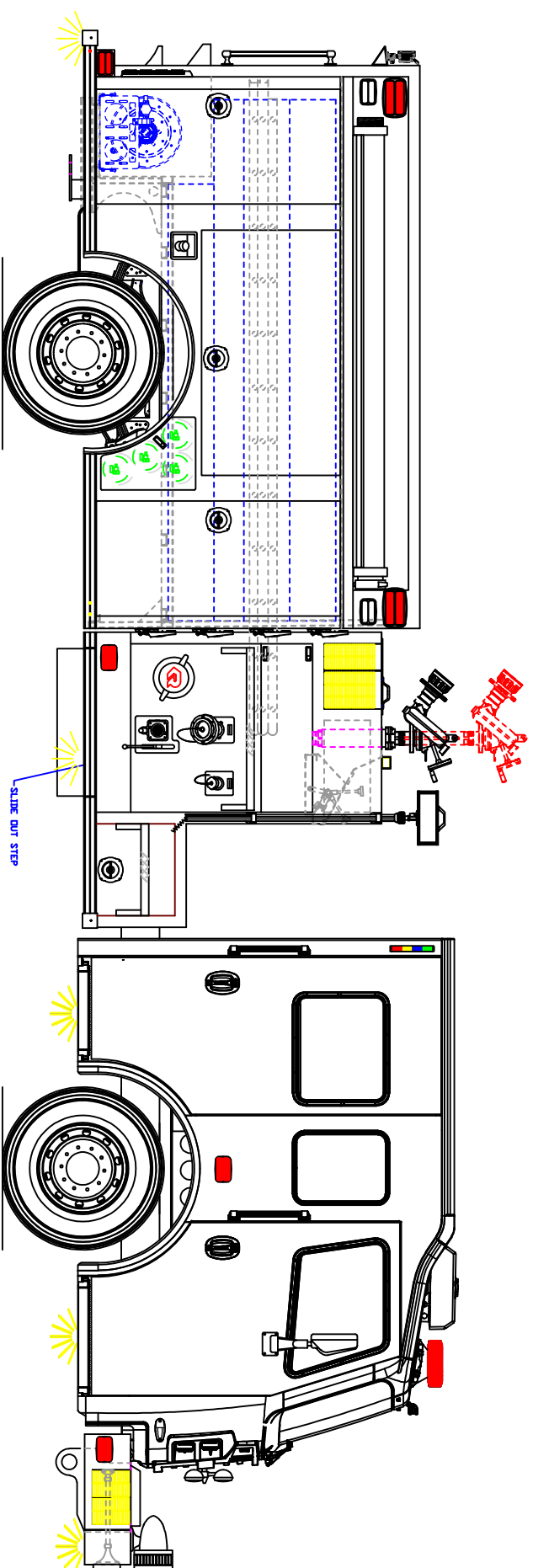
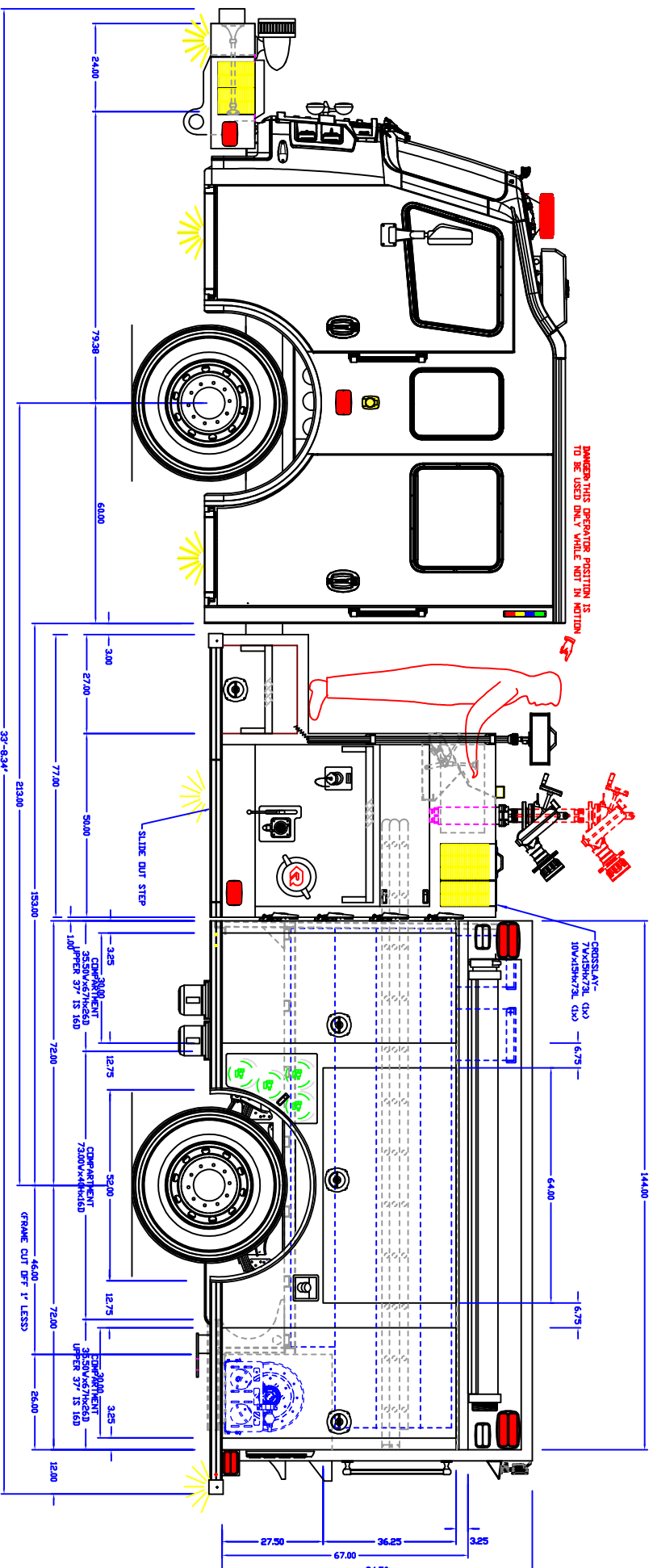


PRODUCTION APPROVED



- NOTES:
- OVERALL HEIGHT IS IN LOADED CONDITION. UNLOADED HEIGHTS MAY BE 4" ABOVE HEIGHTS SHOWN.
  - DO NOT SCALE DRAWING.
  - ALL DIMENSIONS ARE APPROXIMATE AND SUBJECT TO ENGINEERING CHANGES.
  - DRAWING MAY OR MAY NOT SHOW ALL ITEMS AS DESCRIBED IN THE WRITTEN DETAIL SPECIFICATIONS.
  - INCLUSION OF AN ITEM ON THE DRAWING DOES NOT CONSTITUTE INCLUSION OF THAT ITEM WITH THE FINAL DELIVERED UNIT.
  - THE EFFECTIVE DOOR OPENINGS WILL BE APPROX. 2" LESS THAN THE NOTED COMPARTMENT OPENING FOR ROLL UP DOORS AND UP TO APPROX. 4" LESS FOR HINGED DOORS

APPROVED BY:

REVISED BY/ DATE	9/1/22
REVISED BY/ DATE	4/25/22
DRAWN. NO.	

CHASSIS:	COMMANDER 6011
PUMP:	ROSENBAUER 1250 GPM
TANK:	POLY/1000/30(FOAM)
PANEL MATL:	LINE-X
COMP INTERIOR:	SPATTER PAINTED
MAXIMUM HEIGHT	NONE
MAXIMUM LENGTH	NONE
BODY WIDTH	101"

PROPRIETARY AND CONFIDENTIAL  
 THIS DRAWING IS THE SOLE PROPERTY OF ROSENBAUER AND REPRODUCTION IN PART OR AS A WHOLE WITHOUT THE WRITTEN PERMISSION OF ROSENBAUER IS PROHIBITED.

SMITH STATION FIRE  
 & RESCUE, AL



ROSENBAUER FX 1/8"

smith station 2, al

REV